



Schindler 6200/6300
Décor lines, colors and materials.



Choice of design

The Schindler 6200/6300 elevator unifies design and functionality in a way that makes passengers feel comfortable and safe. Combine style, colors and options to suit your building. Carefully selected materials enhance the look and feel.



2 style sets

Choose Round for a smooth organic appearance, or Square for a modern linear look. The style sets are expressed through the ceiling, corners and handrail design.

5 ceilings

The ceilings match the style sets perfectly and come with energy-saving LED lights.

41 colors

From fresh and lively to warm and inviting, choose the wall and floor color you want from our four distinct décor lines.

Unique combinations

When it comes to customizing your elevator car interior, our Libertà concept sets you free.



Three steps to creating a personalized ambiance:

1. Choose interior style set.
2. Combine wall and floor colors.
3. Add features such as operating panels, mirrors and handrails.

A great look always comes in style

Car interior style sets



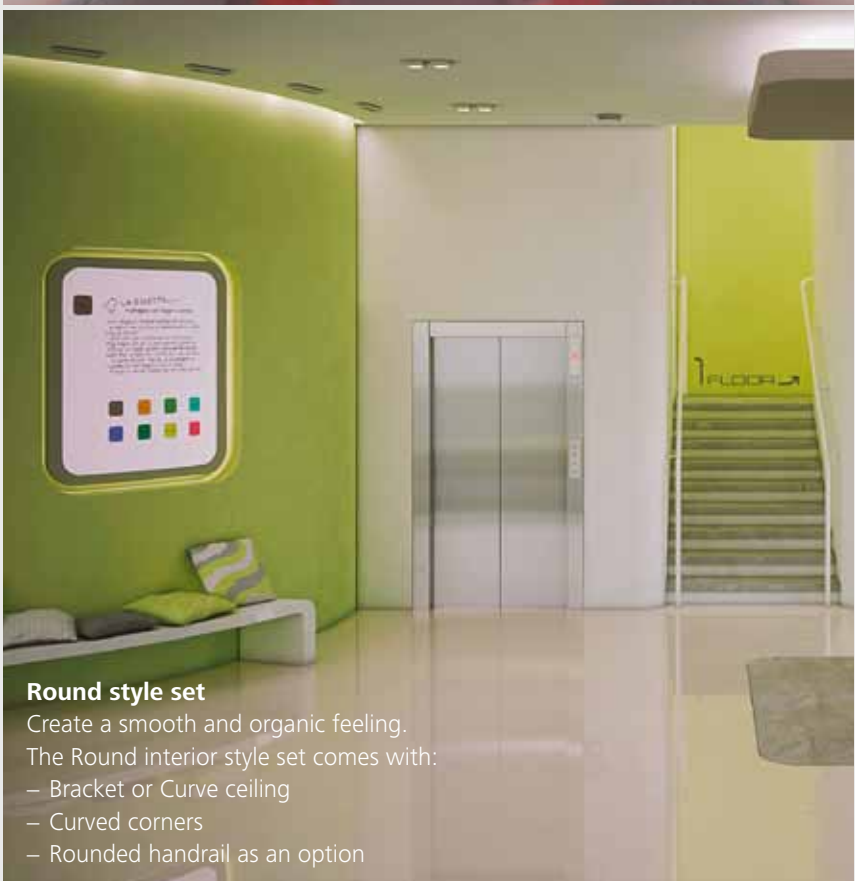
Square style set

Convey modern functionality with a minimalist and clean interior décor. The Square interior style set comes with:

- Line, Spot or Square
- Corner less car
- Straight handrail as an option



Style set: Square
Ceiling: Spot, Stainless steel Lugano Matt Finish
Walls: Mascara Red
Handrail: Straight, Aluminum Brushed
Skirting: Aluminum Anodized
Floor: Rubber speckled Light Grey



Round style set

Create a smooth and organic feeling. The Round interior style set comes with:

- Bracket or Curve ceiling
- Curved corners
- Rounded handrail as an option



Style set: Round
Ceiling: Bracket, Stainless steel Lugano Matt Finish
Walls: Capri Lemon, Catania Grey
Corners: Aluminum Anodized
Skirting: Aluminum Anodized
Floor: Rubber speckled Sand

Saint Tropez

Colorful and versatile

Walls unicolor/bicolor			
Laminate Mascara Red	Laminate Bologna Orange	Laminate Tangier Orange	Laminate Aswan Yellow
Laminate Palermo Purple	Laminate Capri Lemon	Laminate Suez Grey	Laminate Siena Brown
Laminate Cadiz Blue	Laminate Tahiti Green	Laminate Granada Metallic Platinum	Laminate Maribor Metallic Silver
Laminate Athens Grey	Laminate Milan Grey	Laminate Catania Light Grey*	

Ceiling Corner Skirting				
Ceiling Stainless steel Lugano Matt Finish	Corner ** Riga Grey	Corner ** Aluminum Polished	Corner ** Aluminum Anodized	Skirting Aluminum Anodized

Floor				
Rubber speckled Black	Rubber speckled Sand	Rubber speckled Light Grey	Rubber speckled Anthracite	Prepared for customer supplied floor

Car door and front		
Painted Riga Grey	Stainless steel Lucerne Brushed	Stainless steel Lausanne Linen

* Only available for bicolor rear wall
 ** Corners available for 6300 only

Specifications, options and colors are subject to change.
 All cars and options illustrated in this brochure are representative only.
 The samples shown may vary from the original in color and material.



Saint Tropez
 Saint Tropez offers a variety of upbeat and visually striking colors, from bright and breezy to warm and welcoming. Choose one color for the entire car interior or vary the color of the rear wall for contrast – an option exclusive to this line.

Style set: Square
Ceiling: Line, Stainless steel Lugano Matt Finish
Walls: Cadiz Blue
Handrail: Straight, Aluminum Brushed
Skirting: Aluminum Anodized
Floor: Rubber speckled Light Grey

Laffitte

Vibrant and sophisticated

Walls unicolor	
Laminate Petersburg Amber	Laminate Toronto Titanium
Laminate Leon Silver	Laminate Kashmir Blue
Laminate Birmingham Anthracite	Laminate Stockholm Grey
Laminate Oxford Blue	Laminate Santorini White

Ceiling Corner Skirting				
Ceiling Stainless steel Lugano Matt Finish	Corner ** Riga Grey	Corner ** Aluminum Polished	Corner ** Aluminum Anodized	Skirting Aluminum Anodized

Floor				
Rubber speckled Black	Rubber speckled Sand	Rubber speckled Light Grey	Rubber speckled Anthracite	Prepared for customer supplied floor
Artificial granite Black	Artificial granite Grey	Artificial granite Brown	Artificial granite Sand	

Car door and front		
Painted Riga Grey	Stainless steel Lucerne Brushed	Stainless steel Lausanne Linen

Specifications, options and colors are subject to change.
All cars and options illustrated in this brochure are representative only.
The samples shown may vary from the original in color and material.

** Corners available for 6300 only



Laffitte
Perfect for professional settings, this line’s autumnal northern hues express everyday sophistication. The color laminates create a glossy effect and lend the car a distinguished feel.

Style set: Square
Ceiling: Spot, Stainless steel Lugano Matt Finish
Walls: Santorini White
Handrail: Straight, Aluminum Brushed
Skirting: Aluminum Anodized
Floor: Rubber speckled Anthracite

San Marco

Harmony and modernism

Walls unicolor	
Laminate Vancouver Wood	Laminate Slavonia Wood
Laminate Chicago Wood	Laminate Arosa Wood

Ceiling Corner Skirting				
Ceiling Stainless steel Lugano Matt Finish	Corner ** Riga Grey	Corner ** Aluminum Polished	Corner ** Aluminum Anodized	Skirting Aluminum Anodized

Floor				
Rubber speckled Black	Rubber speckled Sand	Rubber speckled Light Grey	Rubber speckled Anthracite	Prepared for customer supplied floor
Artificial granite Black	Artificial granite Grey	Artificial granite Brown	Artificial granite Sand	

Car door and front		
Painted Riga Grey	Stainless steel Lucerne Brushed	Stainless steel Lausanne Linen

** Corners available for 6300 only

Specifications, options and colors are subject to change.
All cars and options illustrated in this brochure are representative only.
The samples shown may vary from the original in color and material.



San Marco
The San Marco line’s naturalistic wood laminate evokes harmony and modernism. Four different styles are at your disposal. Select wood structures, colors, and finishes to create a warm atmosphere in your elevator.

- Style set:** Round
Ceiling: Curve, Stainless steel Lugano Matt Finish
Walls: Arosa Wood
Handrail: Round, Aluminum Riga Grey
Skirting: Aluminum Anodized
Floor: Artificial granite Sand

Park Lane

Contemporary and durable

Walls unicolor			
Stainless steel Lucerne Brushed	Stainless steel Zurich Dark Brushed	Stainless steel Geneva Dama	Stainless steel Doha Gold
Stainless steel Lugano Matt Finish	Stainless steel Lausanne Linen		

Ceiling Corner Skirting				
Ceiling Stainless steel Lugano Matt Finish	Corner ** Riga Grey	Corner ** Aluminum Polished	Corner ** Aluminum Anodized	Skirting Aluminum Anodized

Floor				
Rubber speckled Black	Rubber speckled Sand	Rubber speckled Light Grey	Rubber speckled Anthracite	Prepared for customer supplied floor
Artificial granite Black	Artificial granite Grey	Artificial granite Brown	Artificial granite Sand	

Car door and front		
Painted Riga Grey	Stainless steel Lucerne Brushed	Stainless steel Lausanne Linen

** Corners available for 6300 only

Specifications, options and colors are subject to change.
All cars and options illustrated in this brochure are representative only.
The samples shown may vary from the original in color and material.



Park Lane
Captivating stainless steel sets the Park Lane line apart. Six different types of stainless steel are available, from bright brushed to gold, with patterns or without. All are discreetly modern and unassuming.

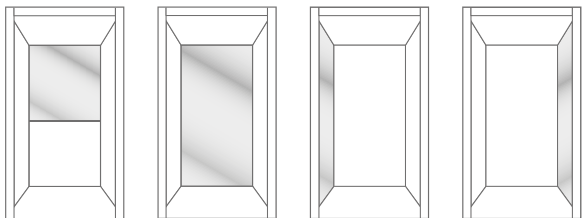
- Style set:** Square
- Ceiling:** Line, Stainless steel Lugano Matt Finish
- Walls:** Stainless steel Zurich Dark Brushed
- Handrail:** Straight, Aluminum Brushed
- Skirting:** Aluminum Anodized
- Floor:** Artificial granite Grey

A perfect outfit with matching accessories.

Fixtures and options


Mirror

Mirrors always add a special sense of space to rooms and buildings. In order to give your car more appeal and depth, the side walls or the rear wall can be provided with a full-height or half-height safety glass mirror.



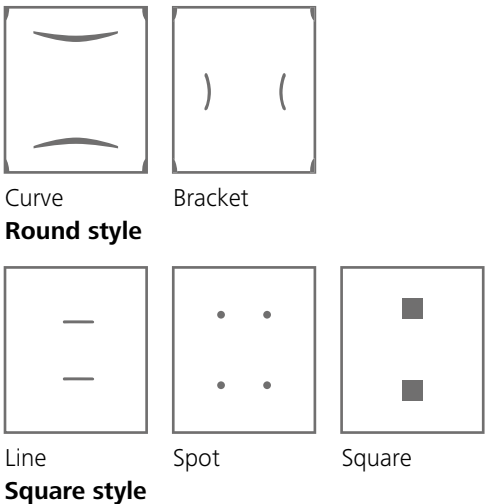
Handrails

Even though your elevator travels smoothly and with almost no sound, handrails convey a feeling of security. Round and straight handrails match the interior and shapes of your car and can be mounted to the side and rear walls. The following finishes are available for round and straight style handrails: Riga Grey, aluminum polished or brushed.



LED lighting

The LED lightings used in the Schindler 6200/6300 combine modern design with high energy efficiency. Compared to a standard light bulb LEDs have a life expectancy of up to 20 times while consuming less energy.



Park Lane décor line, Zuerich Dark Brushed Stainless Steel car, Line ceiling



Saint Tropez décor line, Cadiz Blue Unicolor car, Square ceiling



Saint Tropez décor line, Bologna Orange car, Bracket ceiling



Laiffite décor line, Stockholm Grey car, Spot ceiling



Car operating panel (COP), push buttons
197 × 1040 mm



Car operating panel (COP), push buttons with key switch (COP-K 4)



Landing indicating panel (LIP)
65 × 290 mm




Key switch (COP-K 4)
197 × 135 mm



Landing operating panels, push buttons
65 × 160 mm



Car operating panel (COP), touch-sensitive
210 × 905 mm



Car operating panel (COP), touch-sensitive with key switch (COP-K)



Nameplate
82 × 905 mm



Landing indicating panel (LIP)
65 × 160 mm

Operating panels

Choose between two operating panel options: our stylish and modern glass with touch-sensitive keypad, or a sleek and wear-resistant combination stainless steel and glass line with mechanical push buttons. You can also match landing operating panels, indicators and nameplates. Both lines are available across all décor lines.

Keypads

Our touch-sensitive car operating panels feature two keypad options: a 10-digit version allowing passengers to compose the desired floor number (like a phone); and a conventional version listing each floor (best suited for low-rise buildings).

The push button car operating panel is only available with the conventional layout.



Landing operating panels (LOP), touch-sensitive, with or without position indicator
65 × 160 mm



Key switch (COP-K)
210 × 120 mm



Square ceiling, Stainless steel Lugano Matt Finish



Bracket ceiling, Stainless steel Lugano Matt Finish



Spot ceiling, Stainless steel Lugano Matt Finish



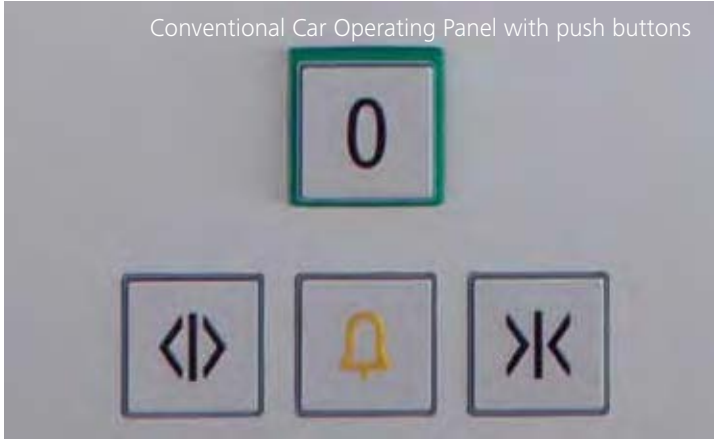



Curve ceiling, Stainless steel Lugano Matt Finish



Mixed car interior, Libertà concept



Glass rear wall, Libertà concept



Libertà – personalize your elevator

Would you like to have different colored walls or combination of styles? With the Libertà concept, enjoy the possibility to create your own car. Choose the ceiling, add any color from our décor lines and select your options.

Walls
Saint Tropez

Laffitte

San Marco

Park Lane

Mirrors

Placement

Floor
Rubber speckled

Artificial granite

Ceiling
Stainless steel Lugano Matt Finish

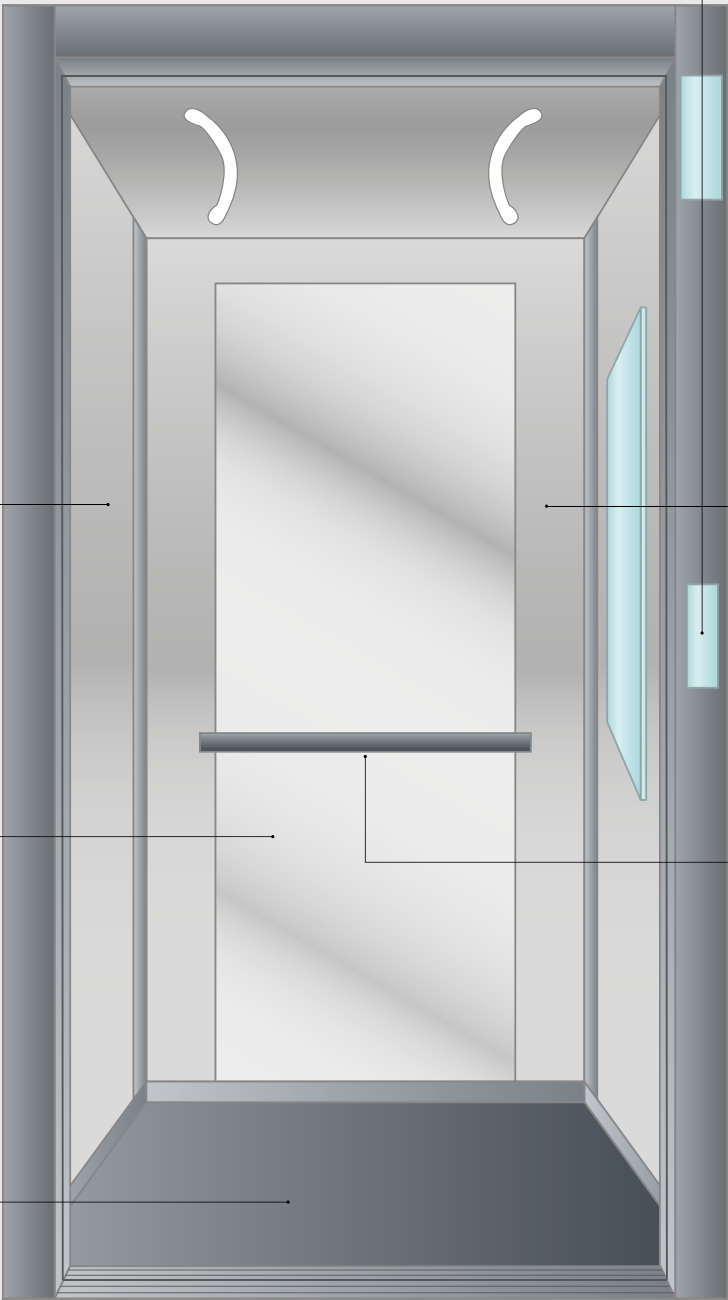
Operating Panels
Stainless steel, push buttons

Glass, touch-sensitive

Glass rear wall*

Handrails
round

square



* available for predefined car widths only

Complement your elevator with appealing details

Features and options

Comfortable operation

Do you need Braille-labeled buttons? Is restricted access essential for your building? Our features and options let you individualize your elevator to meet specific requirements. The possibilities are nearly endless.

Performance

Meet the daily demands of regular operation in your building, as well as any special requirements, thanks to our wide range of performance options.

Design

With the Schindler 6200/6300 you can easily complement your building's existing look and feel. Beyond visual considerations, the elevator's technical design possibilities ensure a seamless match.

Accessibility

Schindler believes in access for all. Usability and user friendliness shaped our approach to accessibility options in the Schindler 6200/6300.

Security

Privacy and security can be critically important, especially in commercial buildings. Securely integrate your elevator into your overall building management concept via our related options.

Green

The environmentally friendly features of the Schindler 6200/6300 enable you to comfortably reduce your everyday energy consumption. It's technology for clean mobility.



Want to experience more of our features and options? Please contact your Schindler consultant.



Horizontal Car Operating Panel



Nameplate for Glass Car Operating Panel

Selected features and options

Performance	
	Group operation up to: three elevators for Schindler 6300, two elevators for Schindler 6200
	Single entrance*
	Two sided entrance ¹
	Selective door opening
	Pre-opening of doors
	Extended door opening time
	Telescopic opening doors (T2)*
	Center opening doors (C2 ¹ , C4)
	Folding car door (swing door on landing) ²
	Overload detection and visualization in car*
	Two-way communication with assistance center (Telealarm)*
	Embedded Tele Monitoring Alarm (ETMA)*
	Automatic car re-leveling
	Automatic return of car to main floor
	Manual evacuation to nearest floor*
	Automatic evacuation to nearest floor
	Certified pit ladder
	Wireless Communication Gateway
	Remote monitoring and diagnostics
	Automatic non-stop operation
	Car ventilator
	Floor lighting control
	Building management interface
	Safety gear on counterweight for 1 m/s
Design	
	Rounded and Square interior style sets (Schindler 6200 without corners)
	Five ceilings with LED lighting
	Four décor lines (Saint Tropez, Laffitte, San Marco, Park Lane)
	Libertà concept: flexible interior design
	Prepared for customer-supplied floor < 13 mm
	Full-height, fixed width mirror
	Half-height, fixed width mirror
	Nameplate for glass COP
	Nameplate for stainless steel COP
	Round handrail Riga Grey, aluminum polished or brushed
	Straight handrail Riga Grey, aluminum polished or brushed
	Car door Riga Grey, stainless steel brushed or linen
	Landing door Painted (RAL 7032)*
	Landing door Stainless steel Lucerne Brushed
	Landing door Stainless steel Lausanne Linen
	Glass rear wall: half height ^{1,3}
	Glass rear wall: full height ^{1,3}
	Low headroom
	Low pit
Accessibility	
	Control options:
	Pick-up collective (PI)*
	Down-collective (KA)
	Collective-selective control (KS)
	Car operating Panels (COP):
	Touch sensitive with 10 button keypad layout (telephone style)*
	Touch sensitive with conventional keypad layout up to 23 floors (– 3 to 23)
	Push buttons with conventional keypad layout up to 23 floors

	Horizontal COP with mechanical push buttons
	Second, vertical car operating panel opposite to main car operating panel ¹
	Braille on all COP types
	Door open/close and alarm button*
	Position indicator
	Visual destination floor display for KS
	Visual direction indicator (arrow)
	Visual floor destination indicator (number) for KS
	Audible floor announcement
	Key switch
	Car emergency light*
	Landing operating panels:
	Touch sensitive*
	Push button
	Visual call acceptance*
	Audible call acceptance*
	Visual direction indicator (arrows)
	Visual car position indicator (number)
	Key switch
	Door frame mounted*
	Wall mounted
	Light curtain protection on doors*
	Light curtain protection on doors EN 81-70
	EN 81-70 compliance kit
Security	
	Emergency power operation
	Reservation and restricted access to floors:
	- via key switch
	- via key card
	- via Pin Code (Glass COP 10 key pad)
	Car call-by-key for parking floors
	Automatic return to main from parking floors
	Penthouse: visitor pick-up control
	Fireman's control BR1 (EN81-73)
	Alarm horn in car or in shaft
Green	
	Regenerative PF 1 drive
	Standby mode
	Automatic car light switch (on/off)*
	Energy saving LED lighting*
	VOC free (Volatile Organic Compound)
	Lubrication free gearless drive*
	Halogen-free cabling and wiring
	Shaft ventilation device
	Hybrid Power Manager for PV-panel connection

* Standard features

¹ available for Schindler 6300 only

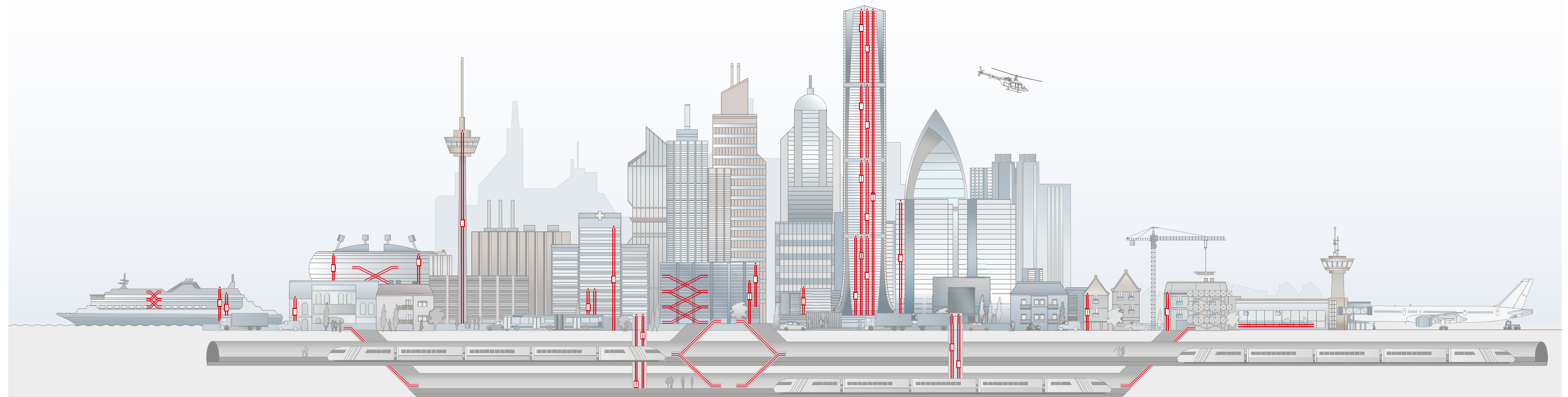
² available for Schindler 6200 only

³ available for predefined car widths only

From 1st level to skyline. Providing urban mobility.

Mobility is an essential requirement in the world in which we live and work. Schindler stands for urban mobility and is recognized as a hallmark of quality and safety. Daily, one billion people worldwide place their trust in Schindler products and services.

Schindler provides urban mobility with elevators, escalators and services that are engineered for efficiency and sustainability. Schindler accompanies the development of buildings from planning over construction to daily operation and maintaining its life-time value.



Comprehensive planning

In order to meet individual transport needs and to create real mobility solutions, we look at more than just the perfect fit for installation. At Schindler planning starts with the analysis and simulation of traffic to determine the best solution. At Schindler we provide the expertise and the tools for individual planning:

- analysis and simulation of traffic before installation
- finding the perfect fit and solution
- setup of intelligent traffic management

Efficient products

With our full range portfolio of elevator and escalator products we provide mobility solutions for all applications – always equipped with the latest technology for energy and transport efficiency. Our range of applications includes:

- smaller residential and office buildings
- commercial towers, retail environments
- hospitals and public buildings
- heavy-traffic environments
- high-rises
- cruise liners

Sustainable operation

At Schindler we ensure the smooth and lasting operation of your products from day one through:


- global network of service technicians
- availability and fast delivery of spare parts
- quick responding call-center personnel
- e-monitoring diagnostic tools

Leading technology

Progress needs innovation. Therefore, we constantly develop new products and features for high standards and more efficiency that can be easily integrated into your system. Our cutting-edge developments:

- PORT: access and destination control
- Schindler ID: passenger identification
- E-Vision: cabin entertainment and information system

When vision meets discipline. Schindler partners with Solar Impulse.



Schindler is a main partner of **Solar Impulse**, the zero fuel airplane aiming to fly around the world propelled only by solar energy.

Schindler Management
PLM-MOD
Zugerstrasse 13
6030 Ebikon
Switzerland

Telephone: +41 41 445 31 31
Fax: +41 41 445 39 11

www.schindler.com



**Find more information on
Schindler products.**

Just scan the code with your mobile phone,
using free QR code scanner software.
This is either pre-installed on your phone or
easily downloadable for free.